

Growth Continues: Global Organic Market at 72 Billion US Dollars with 43 Million Hectares of Organic Agricultural Land Worldwide

(Bonn/Frick/Nürnberg February 10, 2015) The positive trend of the past continues: Consumer demand increases, reflected in the significant market growth of 11.5% in the US, the world's largest organic market. More farmers cultivate organically, more land is certified organic, and 170 countries report organic farming activities (up from 164) as shown in the 2015 edition of the FiBL-IFOAM study "The World of Organic Agriculture". (Data per end of 2013).

Global Market is Growing

Market research company Organic Monitor estimates the global market for organic products in 2013 to have reached 72 billion US Dollars (approximately 55 billion euros). The United States is the leading market with 24.3 billion euros, followed by Germany (7.6 billion euros) and France (4.4 billion euros). In 2013 official market data was for the first time ever published for China (2.4 billion euros), making the country the fourth biggest organic market in the world. The highest per capita spending was in Switzerland (210 euros) and Denmark (163 euros).

"We are very pleased to see the recent excellent growth worldwide", states Markus Arbenz, executive director of IFOAM - Organics International. "The positive environmental, social and economic impacts of the sector in the global in the global South and North confirm the sector's importance as a lighthouse."

Two Million Producers

Reaching a new all-time high, two million organic producers were reported in 2013. As in previous years, the countries with the highest number of producers were India (650'000), Uganda (189'610) and Mexico (169'703).

43.1 Million Hectares of Organic Farmland

A total of 43.1 million hectares were organic at the end of 2013, representing a growth of almost 6 million hectares compared to the previous survey. In Oceania, organic land increased by a 42%, which was mainly due to rangeland areas shifting to organic production in Australia. Australia is the country with the largest organic agricultural area

(17.2 million hectares, with 97% of that area used as grazing), followed by Argentina (3.2 million hectares) and the United States of America (2.2 million hectares).

40% of the global organic agricultural land is in Oceania (17.3 million hectares), followed by Europe (27%; 11.5 million hectares), and Latin America (15%; 6.6 million hectares).

More than 10% of Farmland Organic in 11 Countries

The countries with the largest share of organic agricultural land of their total farmland are the Falkland Islands (36.3%), followed by Liechtenstein (31%) and Austria (19.5%). In eleven countries more than 10% of all agricultural land is organic.

More information

Data collection

The data on organic agriculture are collected annually by the Research Institute of Organic Agriculture (FiBL); in collaboration with IFOAM – Organics International and further partners. The activities are supported by the Swiss State Secretariat for Economic Affairs (SECO), the International Trade Centre (ITC), and NürnbergMesse, the organizers of the BIOFACH fair.

Data collection in Europe was carried out in the framework of the OrganicDataNetwork project “Data network for better European organic market information” (OrganicDataNetwork, 7th Framework Programme for Research and Technological Development of the European Union).

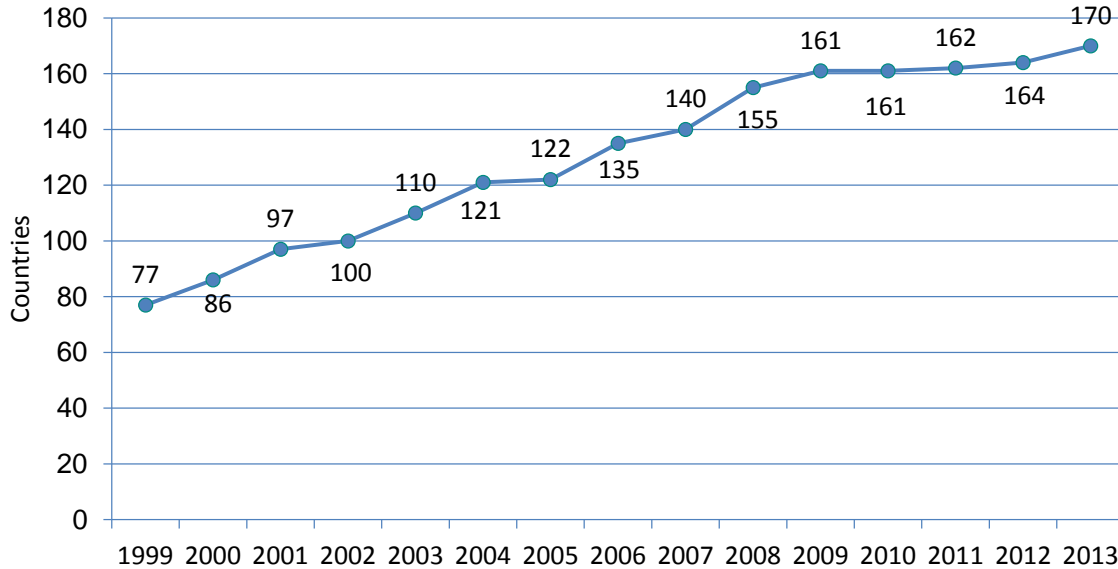
Contacts

- Dr. Helga Willer, Research Institute of Organic Agriculture (FiBL), Ackerstrasse, 5070 Frick, Switzerland, Tel.+41 (0)79 2180626, Fax +41 (0)62 8657273, [helga.willer\(at\)fibl.org](mailto:helga.willer(at)fibl.org); www.fibl.org
- Markus Arbenz, IFOAM – Organics International, Charles-de-Gaulle-Strasse 5, 53113 Bonn, Germany, Tel. +49 (0)160 8041557, Fax +49 (0)228 9265099, [m.arbenz\(at\)ifoam.bio](mailto:m.arbenz(at)ifoam.bio); www.ifoam.bio

Graphs

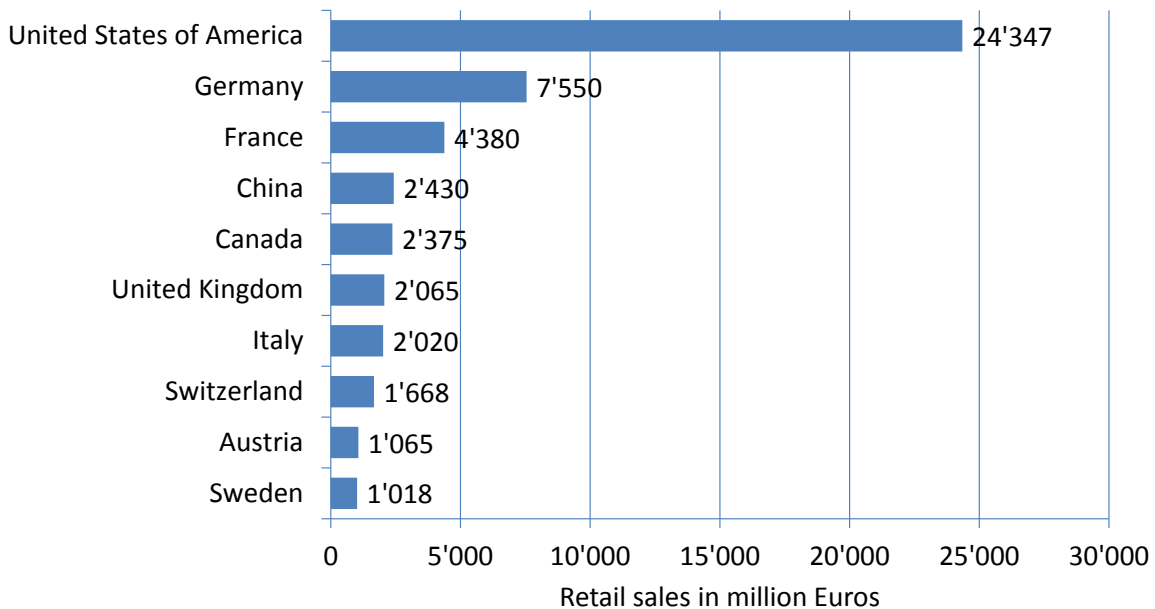
Development of the number of countries with data on organic agriculture

Source: FiBL-IFOAM-SOEL surveys 1999-2015



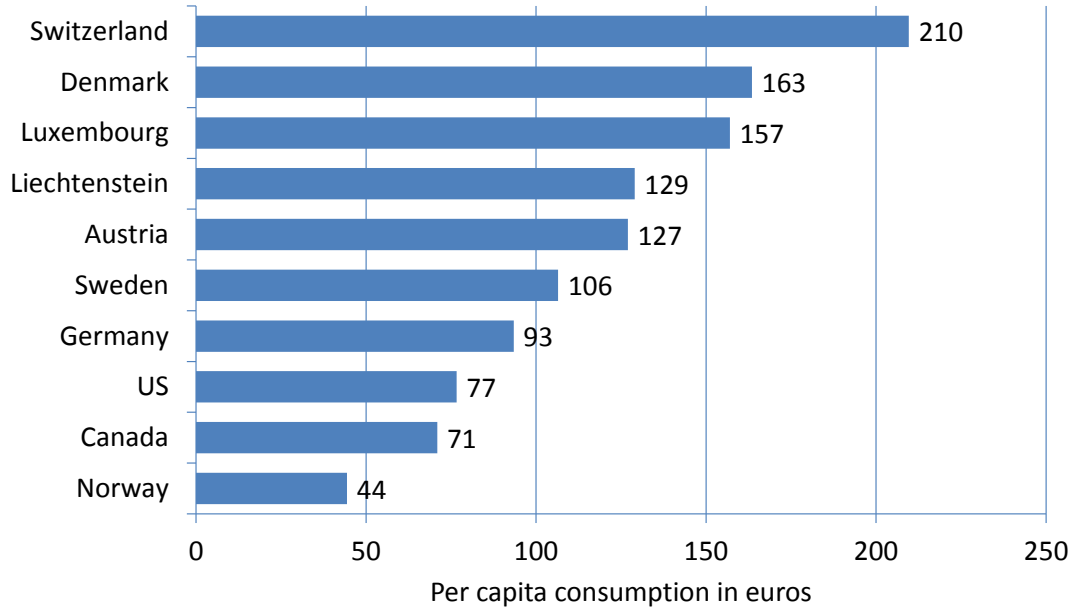
The ten countries with the largest markets for organic food 2013

Source: FiBL-AMI-OrganicDataNetwork survey 2015



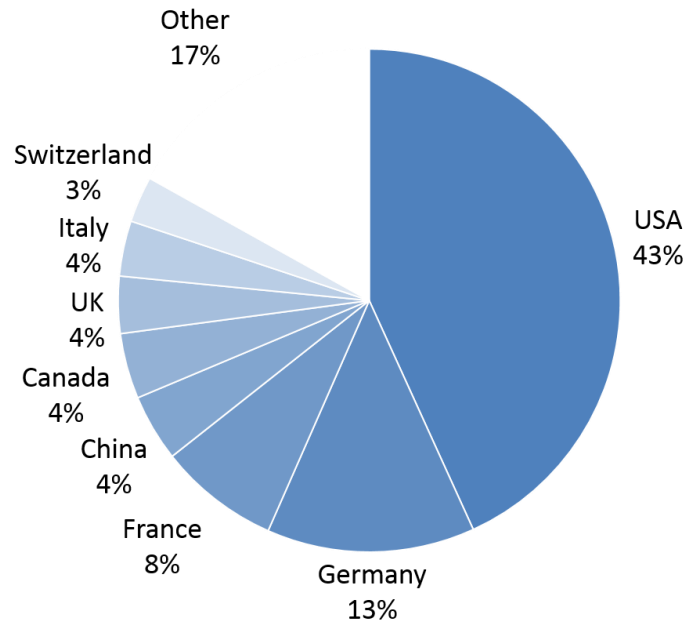
The ten countries with the highest per capita consumption 2013

Source: FiBL-AMI-OrganicDataNetwork survey 2015



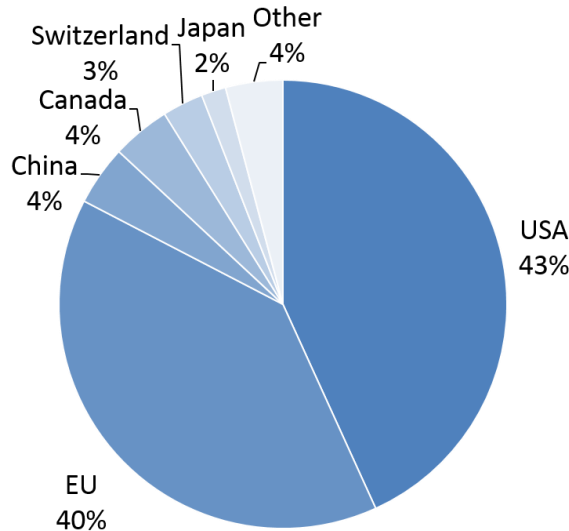
Global market: Distribution of retail sales value by country 2013

Source: FiBL-AMI-OrganicDataNetwork survey 2015, based on retail sales with organic food



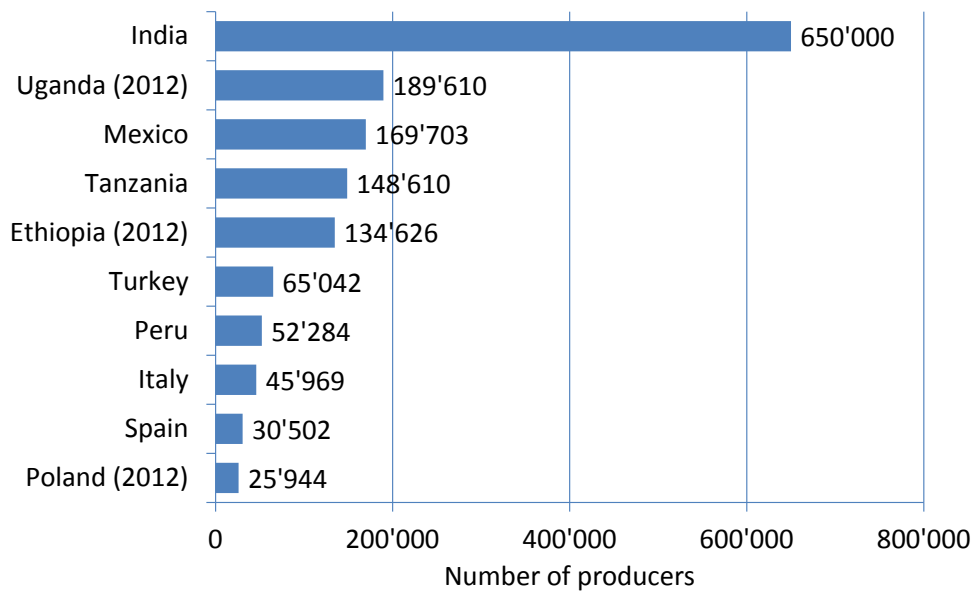
Global market: Distribution of retail sales value by single markets 2013

Source: FiBL-AMI-OrganicDataNetwork survey 2015, based on retail sales with organic food



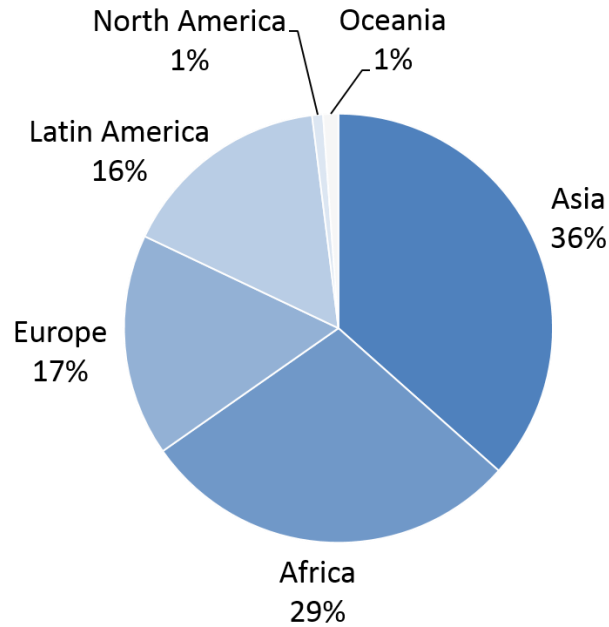
The ten countries with the largest numbers of organic producers 2013

Source: FiBL-IFOAM survey 2015



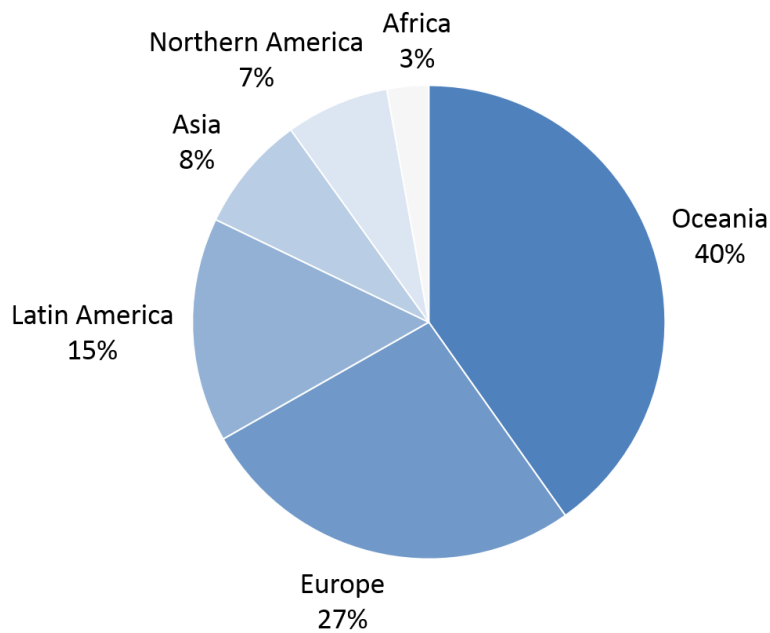
Organic producers by region 2013

Source: FiBL-IFOAM Survey 2015



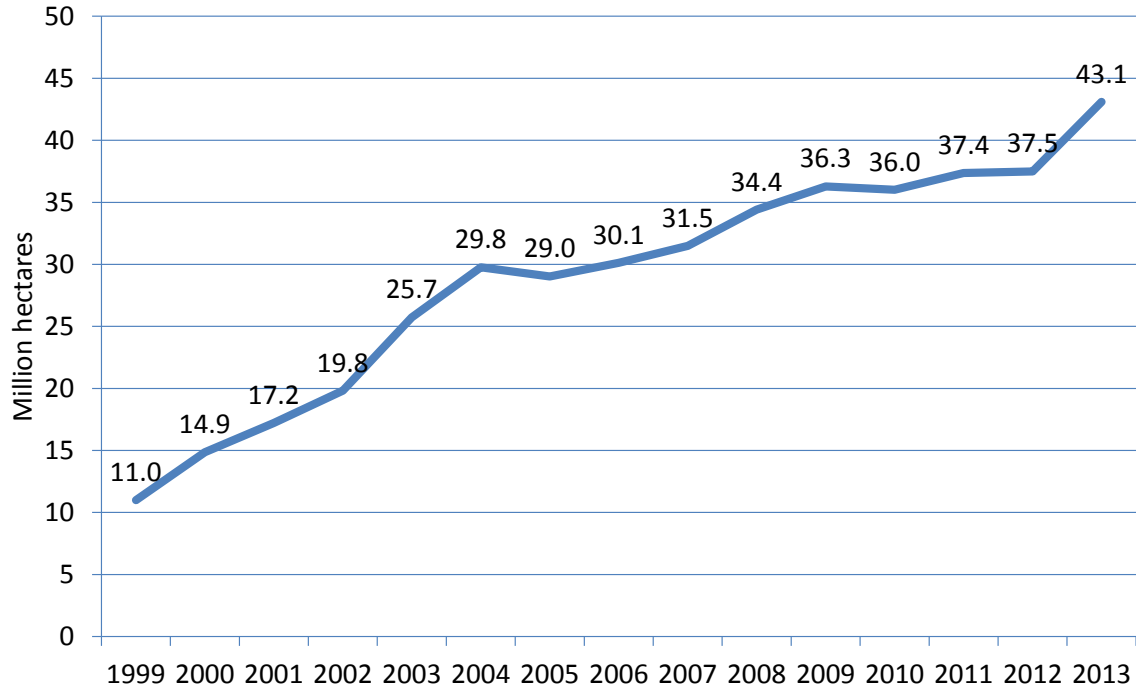
Distribution of organic agricultural land by region 2013

Source: FiBL-IFOAM Survey 2015



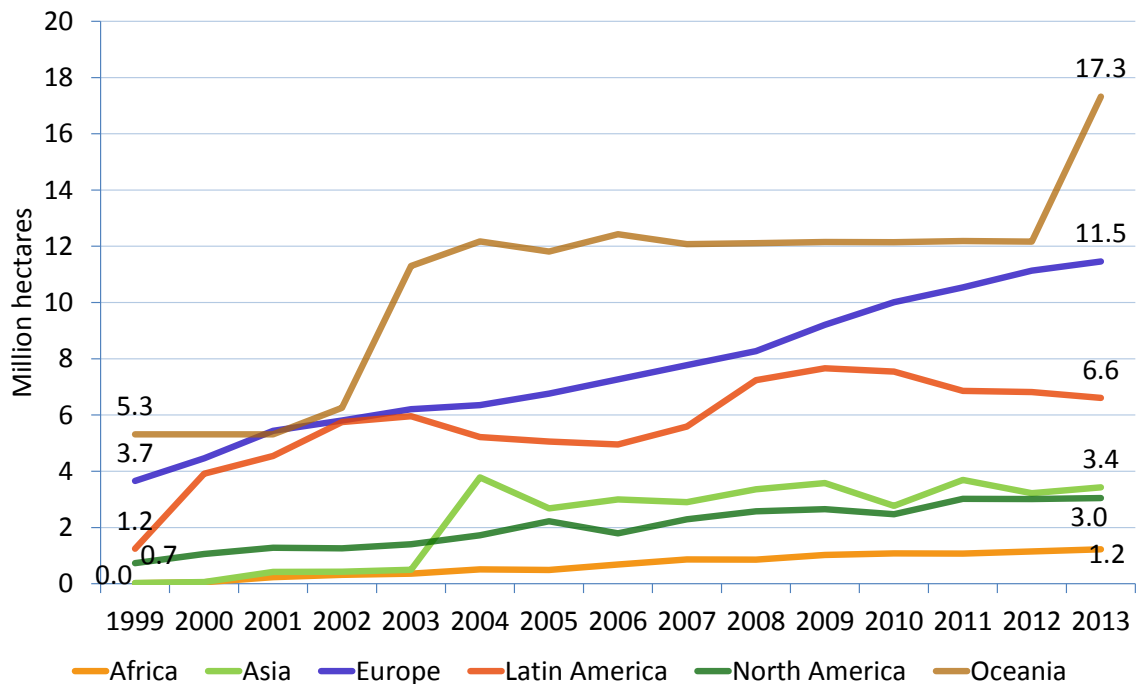
Growth of the organic agricultural land 1999-2013

Source: FiBL-IFOAM-SOEL-Surveys 1999-2015



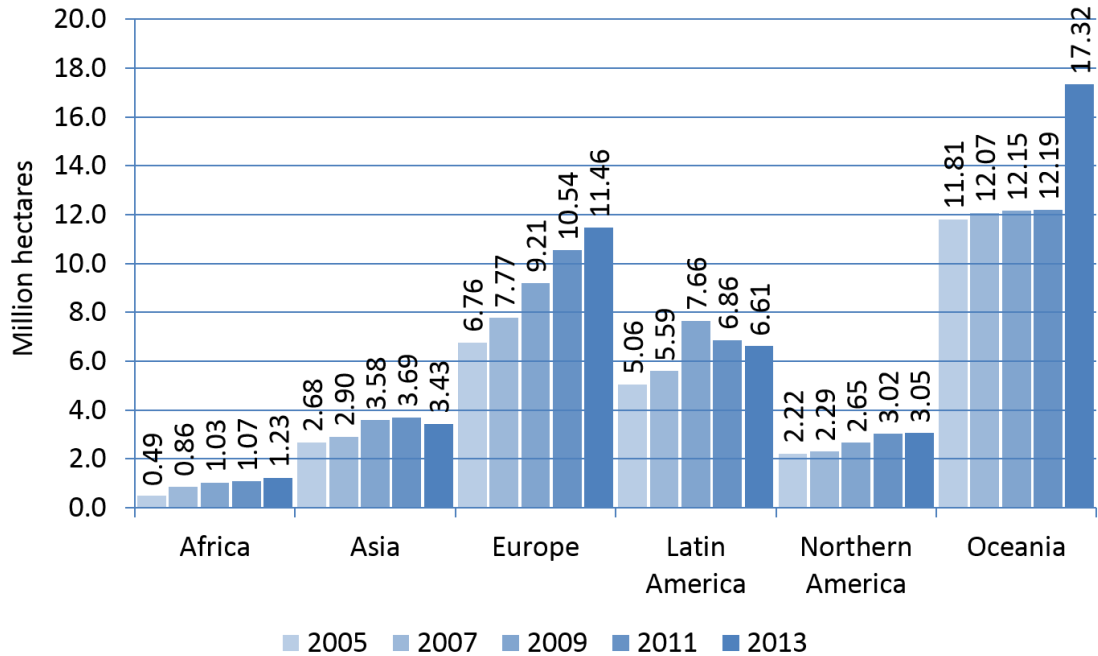
Growth of the organic agricultural land by continent 1999-2013

Source: FiBL-IFOAM-SOEL-Surveys 1999-2015



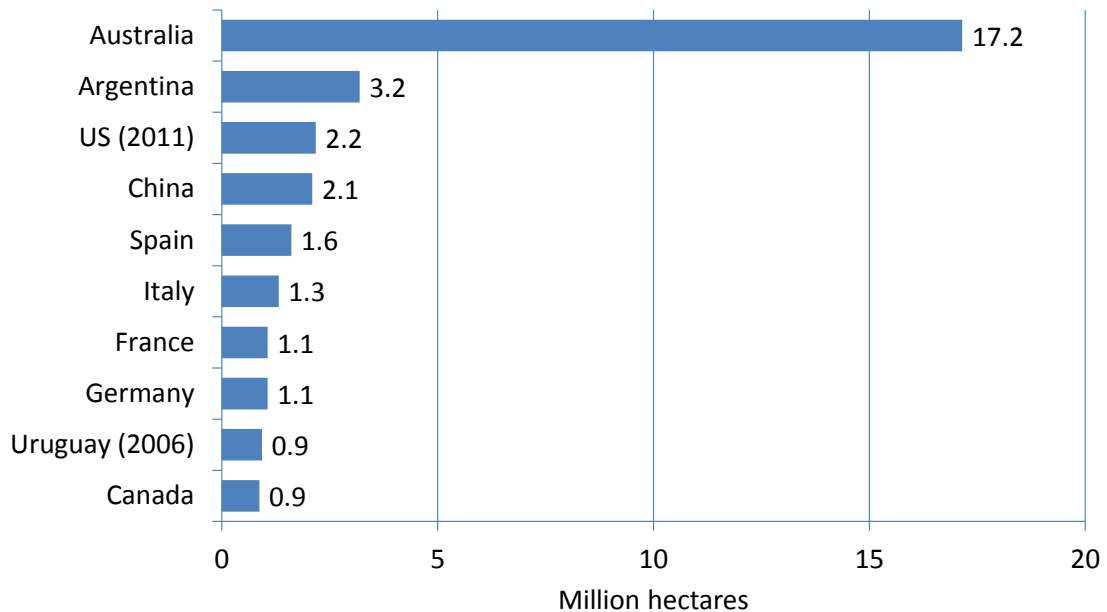
Growth of the organic agricultural land by continent 2005-2013

Source: FiBL-IFOAM survey 2015



The ten countries with the largest areas of organic agricultural land 2013

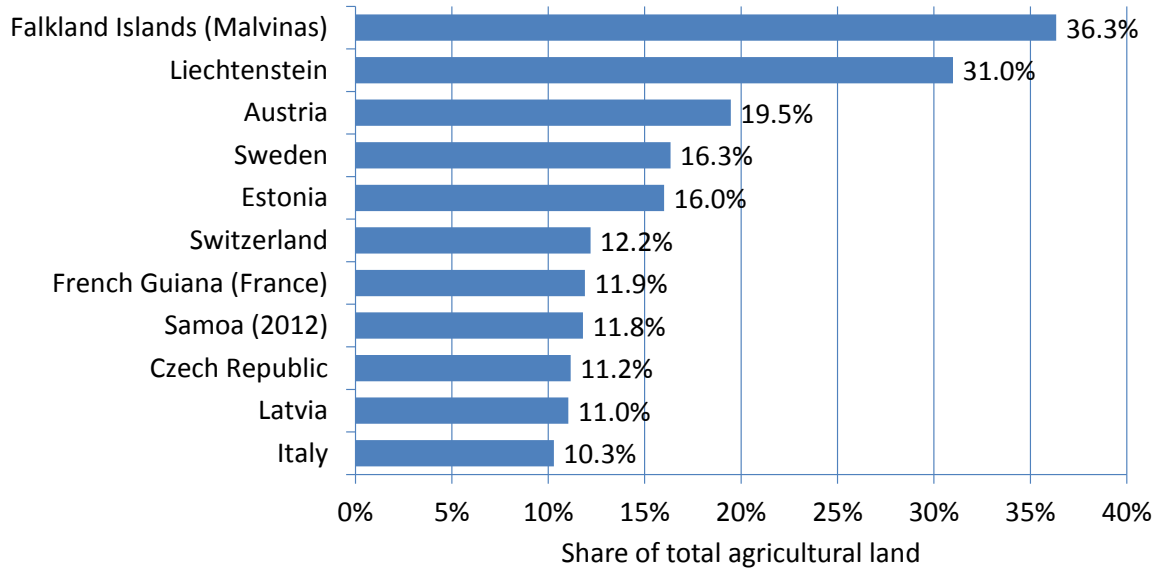
Source: FiBL-IFOAM survey 2015



Countries with more than 10 percent of organic agricultural land

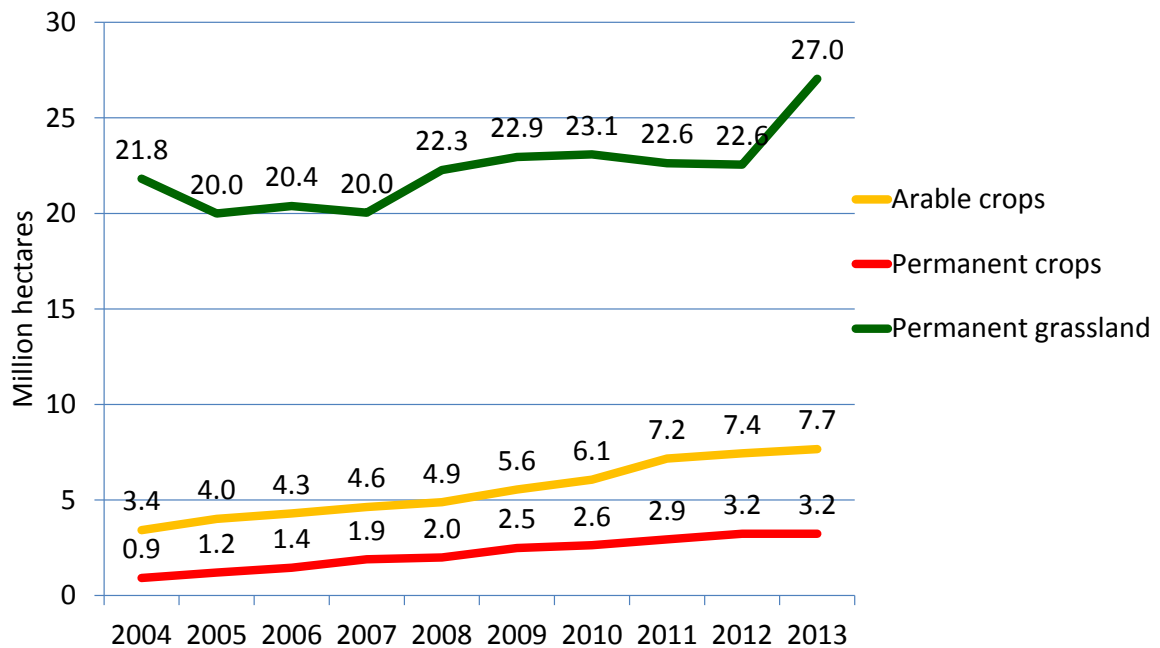
2013

Source: FiBL-IFOAM survey 2015



Development of the organic land by land use type 2004-2013

Source: FiBL-IFOAM-SOEL-Surveys 1999-2015



Statistics: Key Indicators

Organic Agriculture 2015: Key Indicators and Leading Countries

Indicator	World	Leading countries
Countries with data on certified organic agriculture	2013: 170 countries	
Organic agricultural land	2013: 43.1 million hectares (1999: 11 million hectares)	Australia (17.2 million hectares) Argentina (3.2 million hectares) US (2.2 million. hectares, 2011)
Share of total agricultural land	2013: 0.98 % ²	Falkland Islands (Malvinas) (36.3 %) Liechtenstein (31 %) Austria (19.5 %)
Further, non-agricultural organic areas (mainly wild collection)	2013: 35.1 million hectares (2012: 30.4 million hectares; 2010: 31.7 million hectares)	Finland (9 million hectares) Zambia (6.1 million hectares; 2009) India (5.2 million hectares)
Producers	2013: 2 million producers (2012: 1.9 million producers; 2011: 1.8 million producers)	India (650'000), Uganda (189'610; 2012), Mexico (169'703)
Organic market size	2013: 72 billion US dollars (1999: 15.2 billion US dollars) Source: Organic Monitor	US (24.3 billion euros), Germany (7.6 billion euros) France (4.4 billion euros)
Per capita consumption	2013: 10.05 US dollars ³	Switzerland (210 euros), Denmark (163 euros) Luxemburg (157 euros)
Number of countries with organic regulations	2013: 82 countries	
Number of IFOAM affiliates	2014: 815 affiliates from 120 countries	Germany - 89 affiliates; China - 55 affiliates; USA - 51 affiliates; India - 47 affiliates

Source: FiBL and IFOAM; for total global market: Organic Monitor