

IPC916-211-FL

6-slot Fanless System with Socket P (478-pin) Intel® Core™2 Duo Processor up to 2.53 GHz, Intel® GM45 Chipset, PCIe and PCI Slots



Front view



Rear view


Features



- Socket P (478-pin) for Intel® Core™2 Duo/ Celeron® M processor
- Fanless operation
- Intel® GM45+ICH9M chipset
- Supports 2 PCI+3 PCIe x1+1 PCIe x16 slots
- Two 2.5" SATA HDD drive bay
- DC to DC power supply supports 10V ~ 30V
- Compact & front I/O design

Wall mount bracket supported

Optional I/O through PCI bracket:
4 x USB, 1 x DVI



Phoenix plug for DC version

Din-jack for AC version

Specifications

Standard Color	Sliver	Expansion Interface	HAB107: 2 PCI & 3 PCIe x1 & 1 PCIe x16
Construction	Aluminum extrusion heavy-duty cold-rolled steel	Storage	2 x 2.5" SATA HDD, 1 x onboard compactFlash™ socket
System Board	SHB211VGGA	System Indicators	1 x power on/off, 1 x HDD
Processor System	CPU Level	Socket P (478-pin) for Intel® Core™2 Duo/Celeron® M processor up to 2.53 GHz	Power Supply
	Max. Speed	2.53 GHz	DC ATX 150W: Input : 10 ~ 30Vdc Output: +5V @ 11A, +3.3V @ 5A, +12V @ 9A, -12V @ -150mA, 5Vsb @ 2A
	Front Side Bus	667/800/1066 MHz	AC-DC power adapter: Input: 90 ~ 264Vac Output: 19V @ 7.89A
	Chipset	Intel® GM45+ICH9M	Operation Temperature
System Memory	2 x 204-pin DDR3 800/1066 SODIMM up to 8 GB	Storage Temperature	0° C ~ +45° C (+32° F ~ +104° F) (with W.T. HDD)
I/O Interface-Front	ATX power on/off switch	Humidity	-20° C ~ +80° C (-4° F ~ +113° F) (with W.T. HDD)
	2 x USB 2.0	Dimensions	10% ~ 90%, non-condensing
	3 x RS-232 (COM 2/3/4)	Weight (net/gross)	212 mm (8.4") (W) x 248 mm (9.8") (D) x 185 mm (7.3") (H)
	1 x RS-232/422/485 (COM 1)	Certification	5.68 kg (12.52 lb) / 6.82 kg (15.04 lb)
	2 x 10/100/1000Mbps Ethernet		CE
	1 x VGA		

Ordering Information

PCI+PCIe Version

IPC916-211-FL-HAB107-DC (P/N: E26G916100)	6-slot fanless system with socket P Intel® Core™2 Duo, PCI & PCIe slots, DC-in ATX 150W P/S
IPC916-211-FL-HAB107-AC (P/N: E26G916101)	6-slot fanless system with socket P Intel® Core™2 Duo, PCI & PCIe slots, DC-in ATX 150W P/S and AC-DC 150W power adaptor

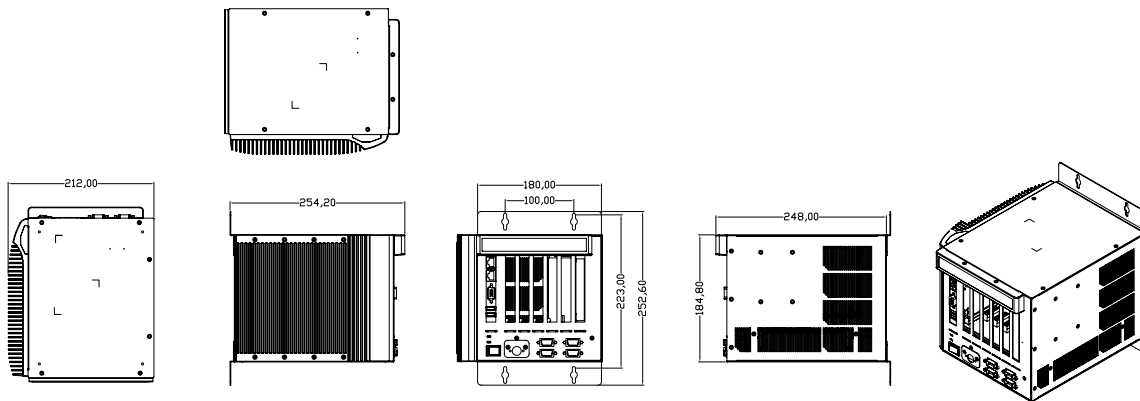
Optional Items

4-port USB cable with bracket
AX93221: DVI card
40P-40P LVDS cable for AX93221
DVI bracket for AX93221
2.5" SATA HDD: 120 GB, 160 GB, 200 GB, 250 GB, 320 GB
Intel® Core™2 Duo processor: T9400 (2.53 GHz)
Intel® Core™2 Duo processor: T9300 (2.5 GHz)
Intel® Core™2 Duo processor: T7500 (2.2 GHz)
Intel® Celeron® M processor: 575 (2 GHz)
DDR3 SODIMM: 512 MB, 1 GB, 2 GB
CompactFlash™: 1 GB, 2 GB, 4 GB, 8 GB
Embedded OS: XPE-SP3 OS image and license

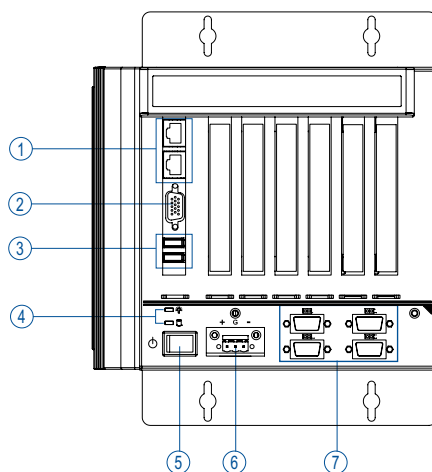
Packing list

19V 150W adapter (for IPC916 AC Version)
Driver CD
Quick manual
Wall mount bracket x 2
Food pad x 4
HDD bracket x 2
Screw pack x 1

Dimensions



Front Metal Panel I/O Layout



1. Ethernet x 2
2. VGA port
3. USB 2.0 x 2
4. LED for power & HDD
5. ATX power switch
6. Power connector (AC-in or Phoenix plug)
7. RS-232/422/485 (COM 1)
RS-232 (COM 2/3/4)