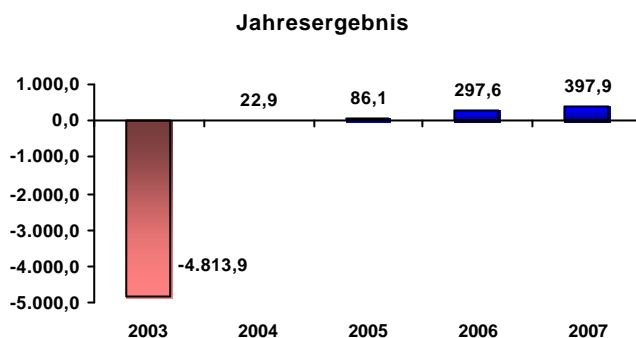


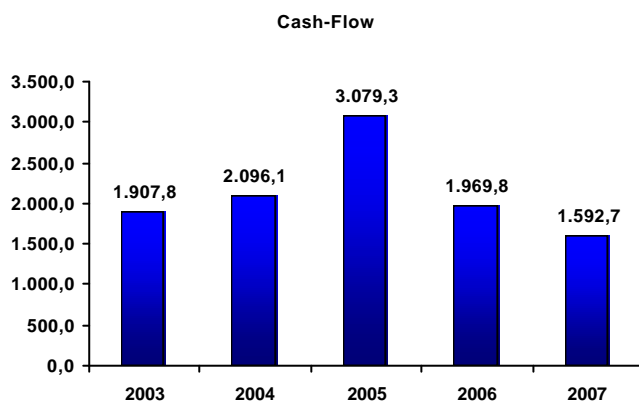
**1. Jahresergebnis**

Jahr	2003	2004	2005	2006	2007
T€	-4.813,9	22,9	86,1	297,6	397,9



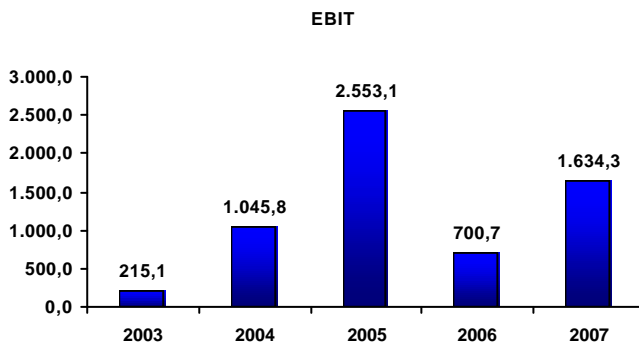
**2. Cash-Flow**

Jahr	2003	2004	2005	2006	2007
T€	1.907,8	2.096,1	3.079,3	1.969,8	1.592,7



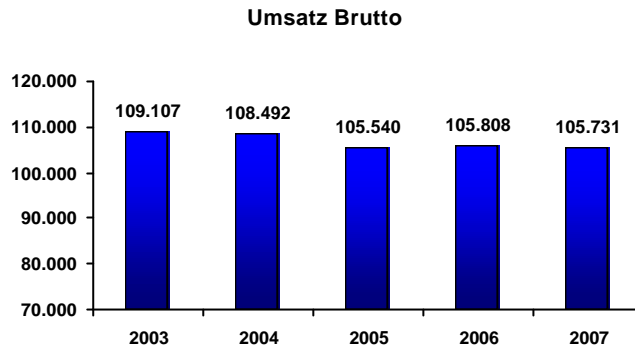
**3. EBIT**

Jahr	2003	2004	2005	2006	2007
T€	215,1	1.045,8	2.553,1	700,7	1.634,3



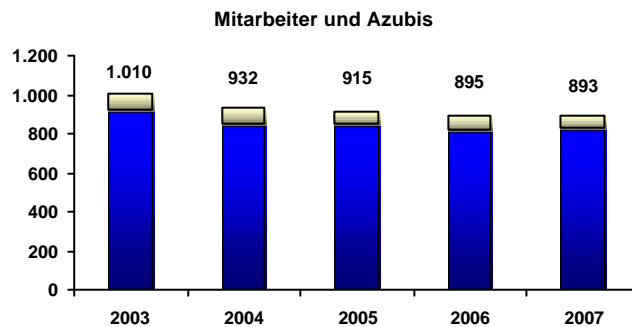
**4. Umsatz Brutto**

Jahr	2003	2004	2005	2006	2007
T€	109.107	108.492	105.540	105.808	105.731



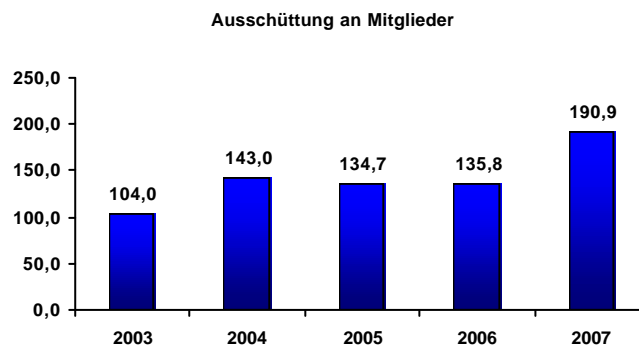
**5. Mitarbeiter / Auszubildende**

Jahr	2003	2004	2005	2006	2007
<b>Gesamt</b>	1.010	932	915	895	893
<b>Mitarb.</b>	916	842	836	809	818
<b>Azubis</b>	94	90	79	86	75



**6. Ausschüttungen an Mitglieder**

Jahr	2003	2004	2005	2006	2007
T€	104,0	143,0	134,7	135,8	190,9



## 7. Investitionen

Jahr	2003	2004	2005	2006	2007
T€	2,7	1,6	1,4	2,3	3,2

